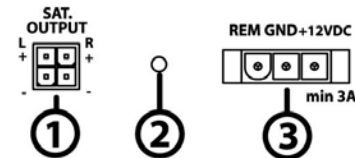


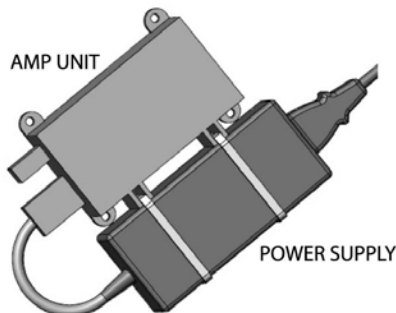
CS-A602BT Wireless BT Stereo Amplifier USER MANUAL

SPECIFICATIONS

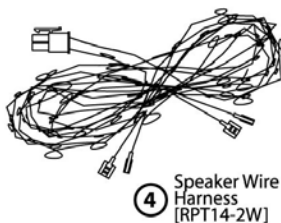
- 50Wmax X 2
- Frequency Response: 50 - 20KHz
- High Performance Amp with treated PCB for ultra reliability
- Dimensions: 4.5"L x 2.75"W x 1.4"H
- Bluetooth V4.0 protocols, 10Mmax unobstructed range
- Operating temp: 0degC to 50degC, 10~85% humidity
- Designed exclusively for the spa and hot tub industry



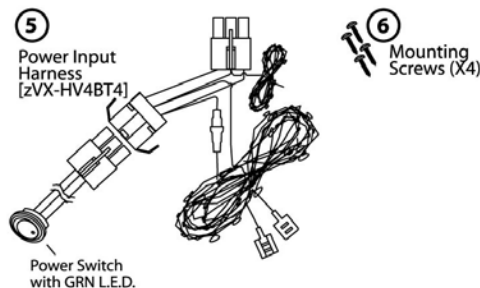
TYPICAL MOUNTING



ACCESSORIES



4 Speaker Wire Harness [RPT14-2W]



5 Power Input Harness [zVX-HV4BT4]

6 Mounting Screws (X4)

SET-UP

1. Connect Speaker Harness (4) to desired external speakers and to connector (1) on the subwoofer panel. Speakers should have a load not less than 4 ohms on each channel.
2. Attach Power Harness (5) to the Power Input Connector (3) on the subwoofer panel. The Red(+) and Blk (-) connectors should be attached to a 12V DC power source, with a rating of no less than 3A. A lighted power LED (Green) (2) indicates whether the unit is ON or OFF. Cable extensions and alternate input cables are available separately.

Troubleshooting Note: REM (BLUE wire) must have 12V DC activated also for the unit to turn on. (That is the function of the included switch.)

OPERATION

- ON/OFF Power Switch - GREEN light on -> System is ON (Power Switch and GREEN L.E.D. (2) will be lit)
- System will make a series of tonal "beeps" indicating that the Bluetooth function has turned ON and is searching for a device to be paired with.
- Connect/pair via BT device (i.e. smartphone). Make sure Bluetooth is turned ON on your device and can "see" the audio system (ID: V4BT4015). You should not need a Bluetooth code for pairing.
- With no music or sounds playing, the system may exhibit a very low level background noise due to the BT search function. Turn the power switch "OFF" when not in use.

NOTE: FOR BEST LISTENING CONDITION, TURN DOWN THE INPUT DEVICE VOLUME IF SIGNAL APPEARS DISTORTED.

WARRANTY

We offer a one-year parts replacement warranty, subject to specific terms and conditions of certain states as required by law. An RMA (Return Material Authorization) must be obtained before product is sent to the Vidsonix address below for a warranty claim. Parts return shipping cost back to Vidsonix shall be paid by the customer if greater than 90 days from purchase. Vidsonix will pay for new product delivery.

Federal Communications Commission (FCC) Interference Statement

This equipment has been tested and found to comply with the limits for a Class B digital device, pursuant to Part 15 of the FCC Rules. These limits are designed to provide reasonable protection against harmful interference in a residential installation. This equipment generates, uses and can radiate radio frequency energy and, if not installed and used in accordance with the instructions, may cause harmful interference to radio communications. However, there is no guarantee that interference will not occur in a particular installation. If this equipment does cause harmful interference to radio or television reception, which can be determined by turning the equipment off and on, the user is encouraged to try to correct the interference by one of the following measures:

- Reorient or relocate the receiving antenna.
- Increase the separation between the equipment and receiver.
- Connect the equipment into an outlet on a circuit different from that to which the receiver is connected.
- Consult the dealer or an experienced radio/TV technician for help.

This device complies with Part 15 of the FCC Rules. Operation is subject to the following two conditions:

- (1) This device may not cause harmful interference, and
- (2) this device must accept any interference received, including interference that may cause undesired operation.

FCC Caution: Any changes or modifications not expressly approved by the party responsible for compliance could void the user's authority to operate this equipment.

RF exposure warning

This equipment complies with FCC radiation exposure limits set forth for an uncontrolled environment. The equipment must not be co-located or operating in conjunction with any other antenna or transmitter.

SPACE RESERVED FOR FUTURE NOTATION.

*Specifications subject to change due to design improvements.



www.vidsonix.com www.marinavox.com



Vidsonix Design Works
508 Performance Road
Mooresville, NC 28115
(704)658-9617

UM-A602BT-REV A